


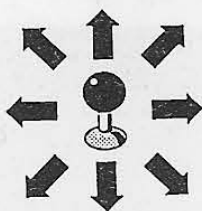
# OPERATOR'S MANUAL



## P C B CONECTOR JAMMA

SOLDER SIDE			COMPONENTS SIDE
GND	A	1	GND
GND	B	2	GND
+5V	C	3	+5V
+5V	D	4	+5V
N.C.	E	5	N.C.
+12V	F	6	+12V
	H	7	
COIN COUNTER 2 (COIN LOCK OUT 2)	J	8	COIN COUNTER 1 (COIN LOCK OUT1)
SPEAKER (-)	K	9	SPEAKER (+)
N.C.	M	11	N.C.
VIDEO GREEN	N	12	VIDEO RED
VIDEO SYNC	P	13	VIDEO BLUE
SERVICE SW	R	14	VIDEO GND
N.C.	S	15	TEST SW
COIN 2	T	16	COIN 1
2P START	U	17	1P START
2P UP	V	18	1P UP
2P DOWN	W	19	1P DOWN
2P LEFT	X	20	1P LEFT
2P RIGHT	Y	21	1P RIGHT
2P SHOT	Z	22	1P SHOT
2P JUMP	a	23	1P JUMP
N.C.	b	24	N.C.
N.C.	c	25	N.C.
N.C.	d	26	N.C.
GND	e	27	GND
GND	f	28	GND

## CONTROL PANEL



CONTROL STICK



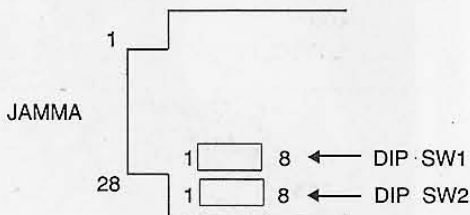
SHOT



JUMP

MONITOR	HORIZONTAL
GAME STYLE	1 PLAYER o 2 PLAYERS

### POSITIONS OF DIP SW



## COIN / CREDIT OPTION SWITCH SETTING

## DIP SW 1

OPTION		S1	S2	S3	S4	S5	S6	S7	S8
C O I N 1	1 COIN 1 CREDIT						OFF	OFF	OFF
	1 COIN 2 CREDITS						OFF	OFF	ON
	1 COIN 3 CREDITS						OFF	ON	OFF
	1 COIN 4 CREDITS						OFF	ON	ON
	1 COIN 5 CREDITS						ON	OFF	OFF
	1 COIN 6 CREDITS						ON	OFF	ON
	2 COINS 3 CREDITS						ON	ON	OFF
	3 COINS 4 CREDITS						ON	ON	ON
C O I N 2	1 COIN 1 CREDIT			OFF	OFF	OFF			
	2 COINS 1 CREDIT			OFF	OFF	ON			
	3 COINS 1 CREDIT			OFF	ON	OFF			
	4 COINS 1 CREDIT			OFF	ON	ON			
	5 COINS 1 CREDIT			ON	OFF	OFF			
	6 COINS 1 CREDIT			ON	OFF	ON			
	3 COINS 2 CREDITS			ON	ON	OFF			
	4 COINS 3 CREDITS			ON	ON	ON			
START 1 CR./CONT. 1 CR.		OFF							
START 2 CR./CONT. 1 CR.		ON							
FREE PLAY	NO	OFF							
	YES	ON							

## OPTION SWITCH SETTING

## DIP SW 2

OPTION		S1	S2	S3	S4	S5	S6	S7	S8
GAME DIFICULTY	1 EASY							OFF	OFF
	2 NORMAL							OFF	ON
	3 HARD							ON	OFF
	4 HARDEST							ON	ON
1 JOYSTICK						ON			
2 JOYSTICKS						OFF			
NUMBER OF LIVES	1				OFF	OFF			
	2				OFF	ON			
	3				ON	OFF			
	4				ON	ON			
ADVERTISE SOUND	NO			OFF					
	YES			ON					
TABLE UPRIGHT			ON						
			OFF						
TEST	NO	OFF							
	YES	ON							

